



***Early Childhood Australia in partnership with
the Victorian Department of Education and Training present***

Optimising virtual learning in COVID-19 times: Using technology to support learning from home

Webinar Session 2: Virtual group time and video conferencing



Early Childhood Australia
A voice for young children



Education
and Training



Welcome and Acknowledgements



Today:

Webinar Session 2: Virtual group time and video conferencing

- using video conferencing tools (such as zoom, teams, etc)
- approaches to online learning and development including opportunities to extend play-based learning and intentional teaching using video
- online social and emotional learning opportunities including peer to peer communication
- building teacher confidence and working with small groups online.




The masterclass:

Webinar Session 1: Online learning 101
Webinar Session 2: Virtual group time and video conferencing
Webinar Session 3: Teaching and learning online
Webinar Session 4: Flexible online learning for families
Webinar Session 5: Virtual opportunities for children
Panel Discussion 1: Making online learning visible
Panel Discussion 2: Helping families embrace social and emotional learning



Frequently Asked Questions

- How do I ask questions today?
 - How do I ask questions later?
 - Certificates?
 - Can I share my ideas and what has worked with my families?
 - Can I revisit my learning?
- 

A decorative graphic at the top of the slide featuring a network of interconnected nodes and lines. The nodes are represented by small, colored circles in shades of blue, green, yellow, orange, red, and pink. The lines are thin and grey, creating a complex web-like structure that spans the width of the slide.

Main concepts to underpin today:


- What options should I consider?
- Strategies to manage Video conferences
- Things to try
- Things to avoid



Poll



Synchronous TOOLS.....





Microsoft Teams



GoToMeeting

Meetings vs Webinars vs Video Viewing

Meetings	Webinars	Video (eg youtube)
LIVE (& can record)	LIVE (& can record)	Pre-recorded
Speaker view or participant/gallery view	Participants are 'hidden'	Speaker only
Mute participants option (if host)	Participants are muted (generally)	Copyright Questions
Great for small groups	Good for large groups	
Bi-lateral communication	Predominantly Uni-lateral	
Consider privacy and permissions		



Manage the mute

Practise with families to help them get started

BUT enable interactions....

Start small and short

Parent or Carer help to manage "tours"

Small blocks can build

Interesting and familiar content



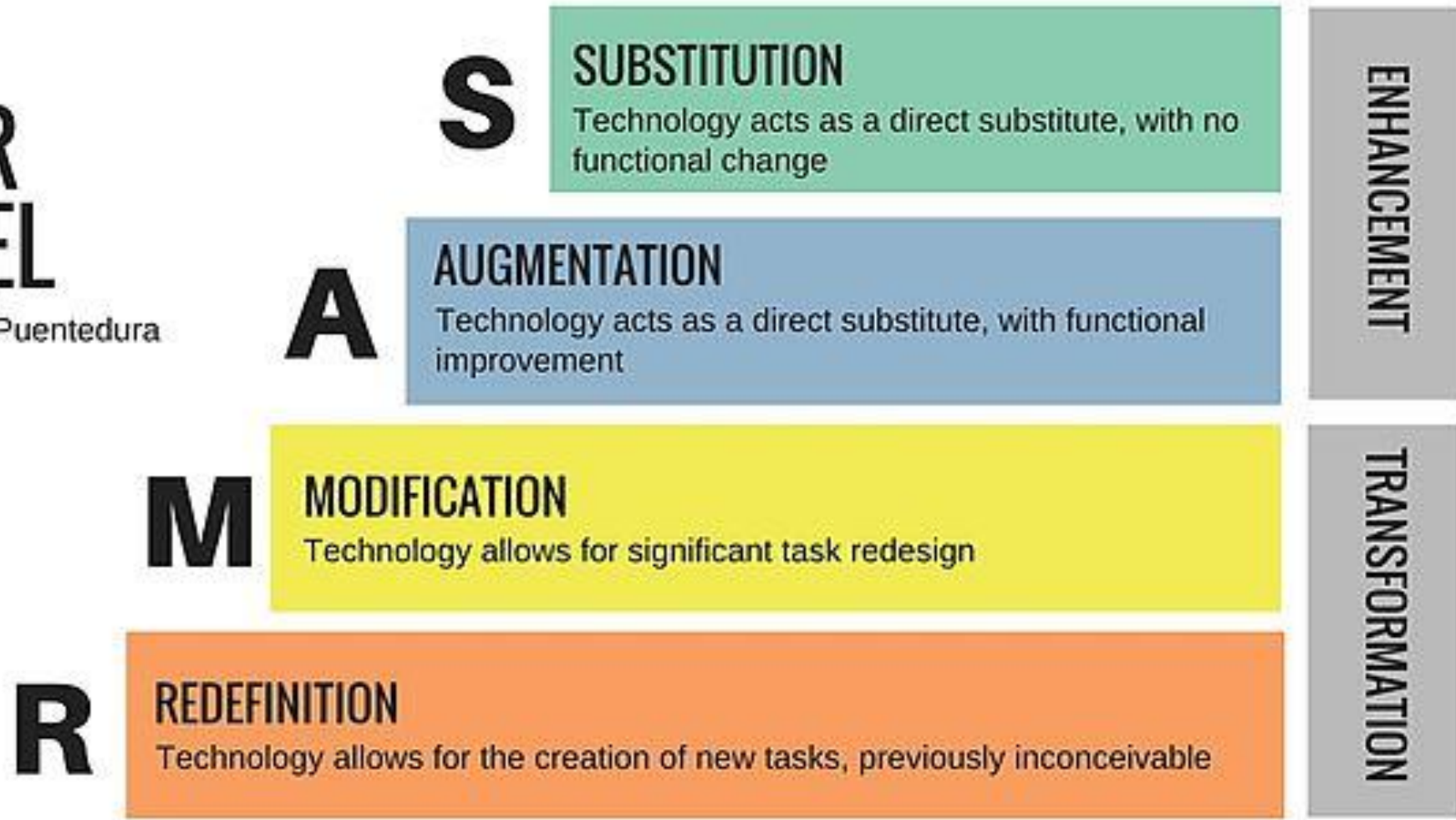
Complex Circumstances




Play-based learning online?

THE SAMR MODEL


Dr. Ruben R. Puentedura



[https://en.wikiversity.org/wiki/Instructional_design/SAMR_Model/What is the SAMR Model%3F](https://en.wikiversity.org/wiki/Instructional_design/SAMR_Model/What_is_the_SAMR_Model%3F)



Practise builds confidence (and so does a good camera angle and 'hide myself')

A decorative graphic at the top of the slide featuring a network of interconnected nodes and lines. The nodes are small circles in various colors (blue, green, yellow, orange, red, pink) and are connected by thin, light gray lines, creating a complex web-like structure that spans the width of the slide.

Meaningful engagement: linked to *learning and development outcomes* and *supporting social and emotional learning*.



Chat box what to try and what to avoid.....



The masterclass:

Webinar Session 1: Online learning 101
Webinar Session 2: Virtual group time and video conferencing
Webinar Session 3: Teaching and learning online
Webinar Session 4: Flexible online learning for families
Webinar Session 5: Virtual opportunities for children
Panel Discussion 1: Making online learning visible
Panel Discussion 2: Helping families embrace social and emotional learning

A decorative network graph pattern is visible in the top corners of the slide. It consists of numerous small, colored circular nodes (in shades of blue, green, yellow, orange, red, and pink) connected by thin, light gray lines, forming a complex web-like structure.

Questions, comments and resources to
share?



Thank you for joining this session.



Early Childhood Australia
A voice for young children



Education
and Training